

SHRI JIVANRAO SITARAM PATIL MUNGHATE ARTS, COMMERCE & SCIENCE COLLEGE, DHANOARA, DIST.- GADCHIROLI

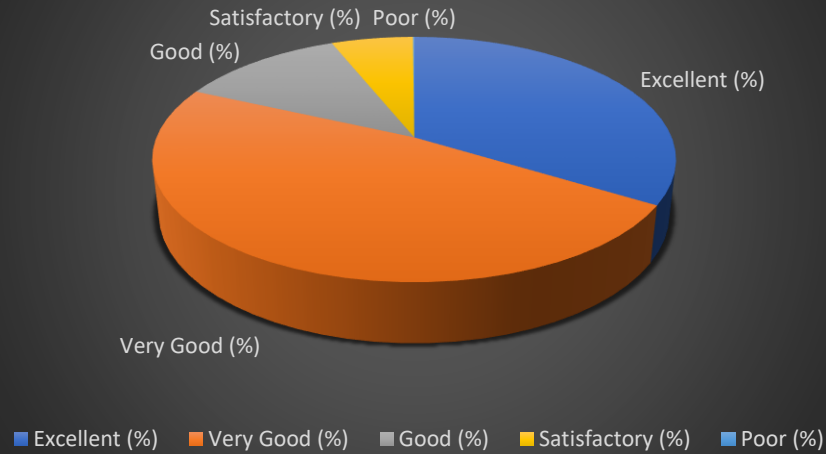
Feedback Analysis Report 2023-24

- Feedback is obtained from Final year pass out students of B.A., B.Sc., & M.A. The feedback on following criteria were obtained from the students.
 1. General Feedback- Educational Environment of the College
 2. Feedback on Services by Administrative/ Office staff
 3. Academic Feedback: Teaching Method, Use of ICT in teaching, Internal Assessment, Co-curricular and Extracurricular Activities
 4. Feedback on College Facilities: Library, Sports, Drinking Water facility, Toilets & Washroom
- The students need to rate all above in five-point scale grades as follows;
4 – Excellent, 3 – Very Good, 2 – Good, 1 – Satisfactory, 0 – Poor
- Total Feedback Obtained: **31**
- The Feedback Analysis for the Session **2023-24** is shown below

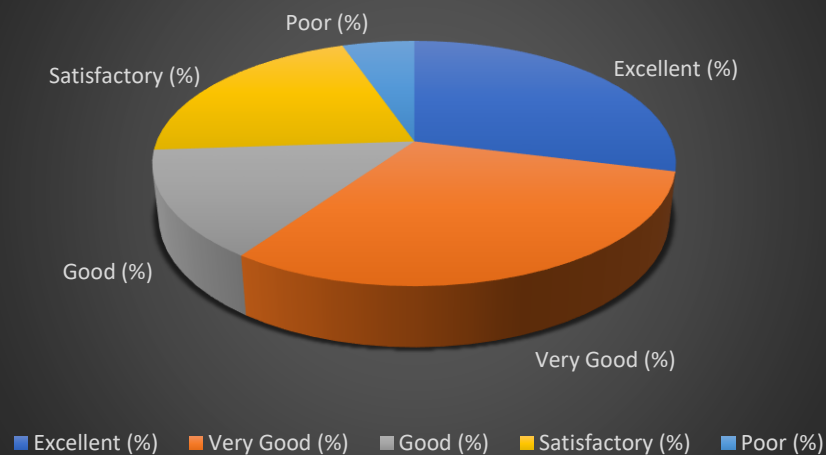
Criteria	Excellent (%)	Very Good (%)	Good (%)	Satisfactory (%)	Poor (%)
1. General Feedback	32.3	45.9	13.4	8.34	0.1
2. Administrative Service	30.43	31.54	11.2	23.8	2.3
3. Academic Feedback	42.9	35.2	7.9	12.1	1.9
4. College Facilities	46.01	35.3	15.6	1.8	1.1

Graphical Presentation of Feedback from Students

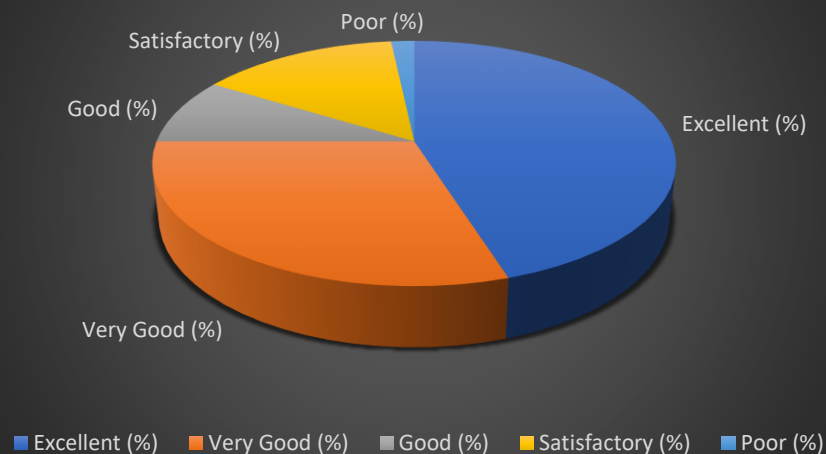
1. General Feedback



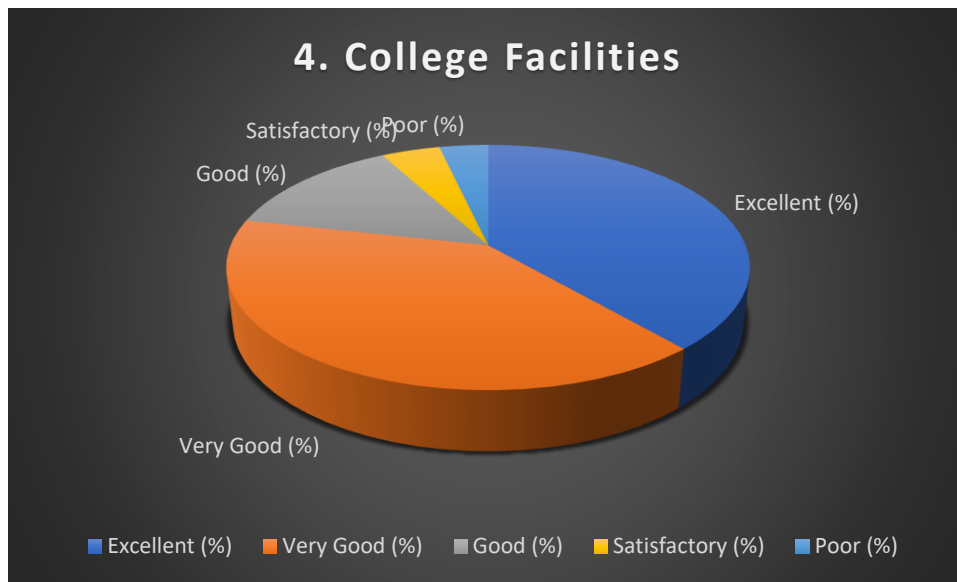
2. Administrative Service



3. Academic Feedback



4. College Facilities



Strengths of the College

- 1. Good College Facilities:**
 - Most students are happy with the college facilities, with 46.01% rating them as "Excellent" and 35.3% as "Very Good." This shows that the infrastructure and resources are well-maintained and meet students' needs.
- 2. Strong Academic Quality:**
 - Many students (42.9% "Excellent" and 35.2% "Very Good") are satisfied with the teaching quality, curriculum, and academic support.
- 3. Positive General Feedback:**
 - Many students (78.2%) rated the college as "Excellent" or "Very Good" overall, showing that they have a good opinion of the college environment and services.

Weaknesses of the College

- 1. Administrative Services Need Improvement:**
 - Only 30.43% of students rated administrative services as "Excellent," and 23.8% found them just "Satisfactory." This shows that there are delays or inefficiencies that need to be fixed.
- 2. Facilities Have Some Issues:**
 - While most students are happy with the facilities, 15.6% rated them as "Good," and 1.1% rated them as "Poor." This suggests there might be specific problems like maintenance or availability of resources.
- 3. Some Concerns in General Feedback:**
 - Although feedback is mostly positive, 8.34% of students rated their experience as only "Satisfactory." This suggests there is still room for improvement in certain areas.
- 4. Academic Feedback Could Be Better for Some:**
 - While academics are generally strong, 12.1% rated them as "Satisfactory" and 1.9% as "Poor," which suggests that teaching methods or resources might not meet everyone's expectations.

Recommendations

- Simplify and speed up administrative processes; provide staff training and online systems.
- Address specific facility issues like labs, cleanliness, or maintenance.
- Organize more student-focused activities and gather regular feedback.
- Update teaching methods and provide additional academic support.